



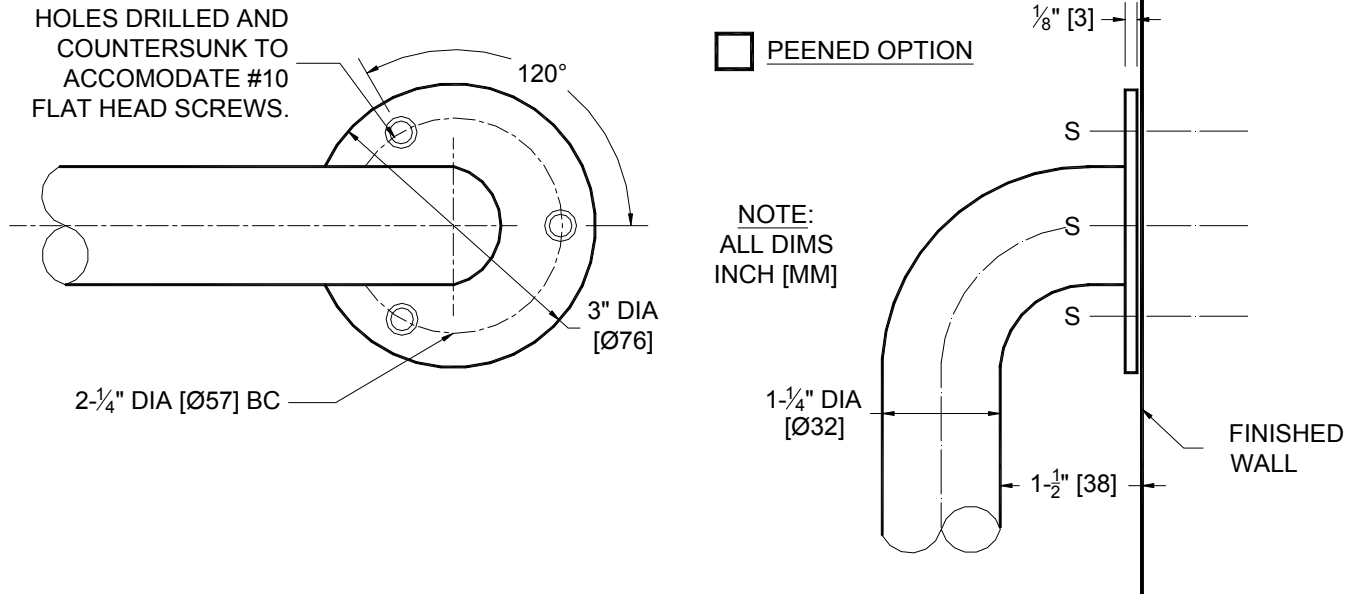
AMERICAN SPECIALTIES, INC.
 441 Saw Mill River Road, NY 10701
 (914) 476.9000 • (914) 476.0688
 www.americanspecialties.com

MODEL №: 3400

ISSUED: 01/87

REVISED: 11/09

1-1/4" DIA (Ø32) GRAB BAR SERIES WITH FLANGES FOR EXPOSED MOUNTING



SPECIFICATION

Grab Bar with Flanges for Exposed Mounting shall be type 304 stainless steel alloy 18-8. Tubing shall be 1-1/4" diameter (Ø32) x 18 gauge [0.048"] (1.2). Flange shall be 11 gauge 1/8" (3) thick and shall be Heliarc welded to tubing with a continuous concealed bead. Flanges shall have three (3) countersunk 7/32" diameter (Ø5.6) holes to accommodate № 10 self-tapping flat head or oval head mounting screws (not provided). All exposed surfaces shall have a satin finish and shall be protected during shipment with a plastic bag. For optional non-slip surface add suffix -P (peened).

1-1/4" Diameter (Ø32) Grab bar with Flanges for Exposed Mounting shall be Series № 3400 of American Specialties, Inc., 441 Saw Mill River Road, Yonkers, New York 10701- 4913

STRENGTH

ASI Grab Bars are designed to meet and exceed ADA requirements as published in CABO/ANSI A117.1-2003 and CFR 28 Part 36, 1 July 1994, section 4.26.3 and FAB-ADA-ABA Regulations of 23 July 2004 Section 609. Mounting to the wall is a critical part of the system to meet this requirement. To withstand the shear, tension or pullout, and torsion loads generated by the maximum loading, the fastener system must be adequately sized.

INSTALLATION

Use grab bar as template to mark mounting holes locations and pre-drill holes. Install bar using three (3) № 10 self-tapping flat head or oval head screws (by others) or other fastener system (by others) to suit conditions for each flange. Appropriate anchoring and backing must be provided in accordance with local building codes or as specified on Architects Plans prior to wall finishing. For compliance with ADA Accessibility Guidelines install unit so that the top of the grab bar is 33" (840) minimum above finished floor (AFF) to 36" (915) maximum AFF. Anchors are available from ASI and must be specified separately for each grab bar style scheduled (see 3900 series).



AMERICAN SPECIALTIES, INC.
 441 Saw Mill River Road, NY 10701
 (914) 476.9000 • (914) 476.0688
 www.americanspecialties.com

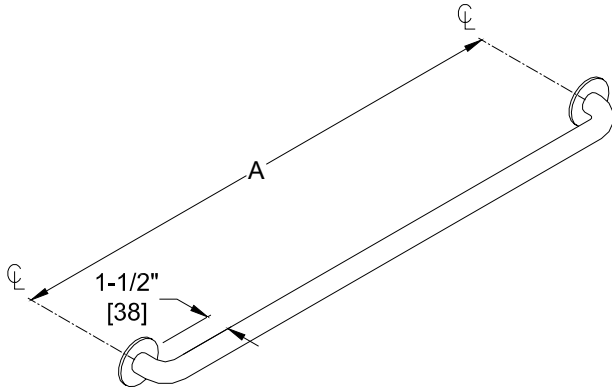
MODEL No: GRABBAR CONFIG

ISSUED: 09/96

REVISED: 03/11

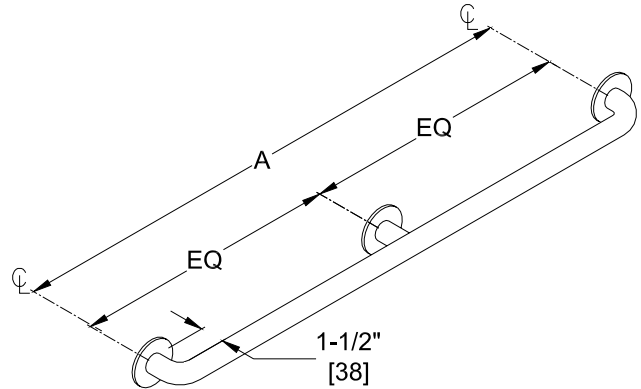
GRAB BAR CONFIGURATIONS (PG 1 OF 3)

TYPE -01



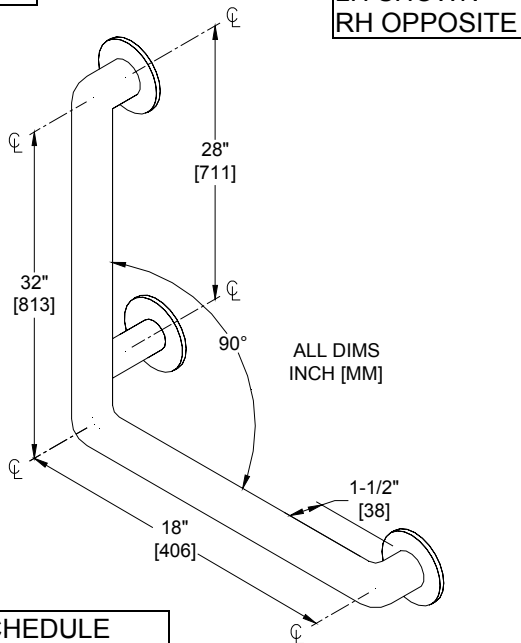
SCHEDULE			
QTY.	DIM. A	QTY.	DIM. A
	12" [305]		36" [914]
	18" [457]		42" [1067]
	24" [610]		48" [1219]
	30" [762]		

TYPE -02



SCHEDULE	
QTY.	DIM. A
	52" [1321]
	54" [1372]
	60" [1524]
	72" [1829]

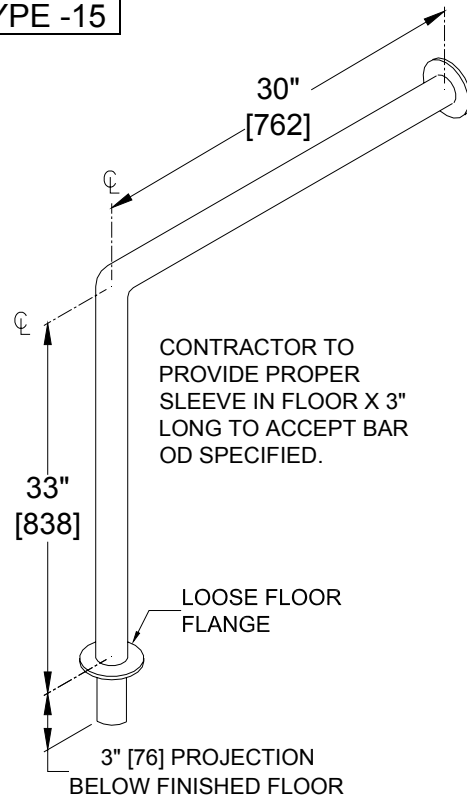
TYPE -04



SCHEDULE	
QTY.	HAND
	LH
	RH

MODEL No MUST SPECIFY -LH OR -RH

TYPE -15





AMERICAN SPECIALTIES, INC.
 441 Saw Mill River Road, NY 10701
 (914) 476.9000 • (914) 476.0688
 www.americanspecialties.com

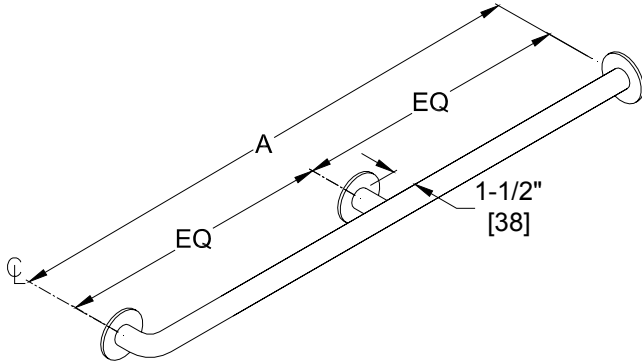
MODEL No: GRABBAR CONFIG

ISSUED: 09/96

REVISED: 03/11

GRAB BAR CONFIGURATIONS (PG 2 OF 3)

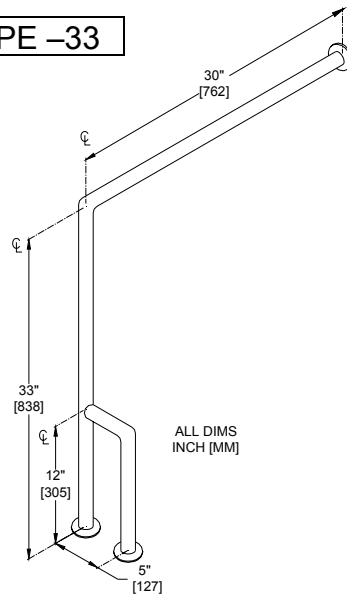
TYPE -24



* No center support

SCHEDULE			
QTY.	DIM. A	QTY.	DIM. A
	12" [305]*		36" [914]
	18" [457]*		42" [1067]
	24" [610]		48" [1219]
	30" [762]		54" [1372]

TYPE -33



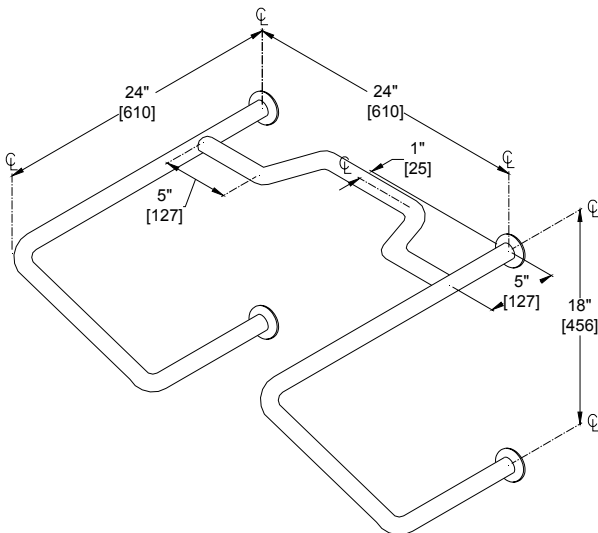
RH SHOWN
LH OPPOSITE

ALL DIMS
INCH [MM]

MODEL No MUST SPECIFY LH OR -RH

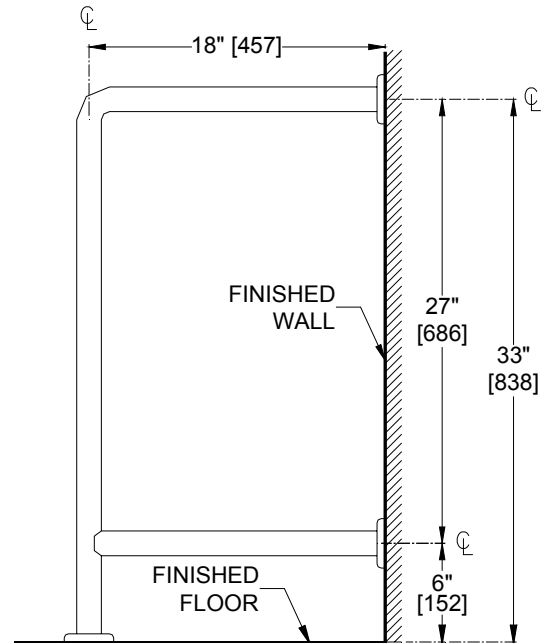
SCHEDULE	
QTY.	HAND
	LH
	RH

TYPE -34



FOR BEDPAN FLUSH VALVE USE

TYPE -75





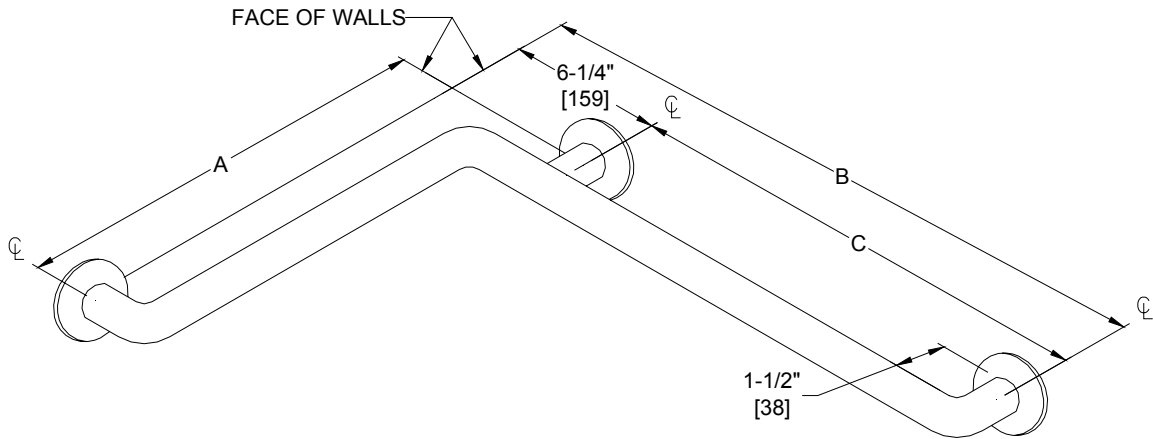
AMERICAN SPECIALTIES, INC.
 441 Saw Mill River Road, NY 10701
 (914) 476.9000 • (914) 476.0688
 www.americanspecialties.com

MODEL No: GRABBAR CONFIG

ISSUED: 09/96

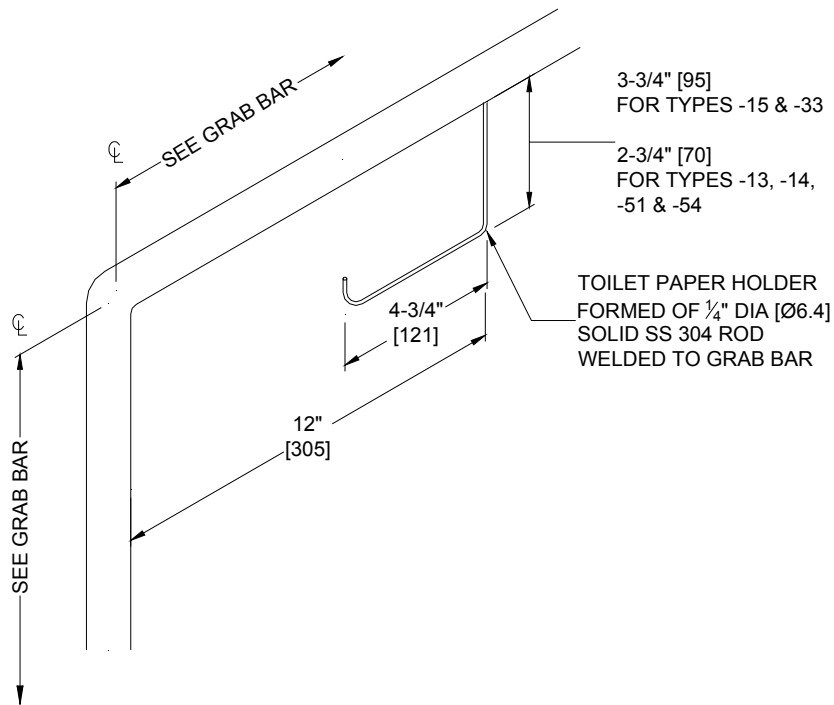
REVISED: 03/11

GRAB BAR CONFIGURATIONS (PG 3 OF 3)



SCHEDULE				
QTY	TYPE	A	B	C
	50	24" [610]	36" [914]	29-3/4" [756]
	56	36" [914]	54" [1372]	47-3/4" [1213]
	57	42" [1069]	54" [1372]	47-3/4" [1213]
	60	18" [457]	30" [762]	23-3/4" [603]
	74	18-1/8" [460]	33-1/8" [841]	26-7/8" [683]

OPTION -25



Option -25 Toilet Paper Holder is welded on to Grab Bars of the Swing Up or Swing Away configurations 3413, 3451, 3454 and Fixed Types -15, -33